

# MASTER YOUR MOVE:

## 5 EXPERT SECRETS YOU NEED TO KNOW BEFORE STARTING ANY MOVE!



[OneTripMovingCompany.com](http://OneTripMovingCompany.com)

# Table Of Contents


|   |    |
|---|----|
| Clean: The Benefits of Pre-Move Purge               | 01 |
| The Importance of Arranging Parking for Your Movers | 02 |
| Label Your Boxes: A Guide to Efficient Packing      | 02 |
| Gather and Safeguard Essential Documents            | 03 |
| The Magic of the "First Night" Box                  | 03 |

# Introduction

Moving can be a busy time, full of tasks, and can test your patience. But with the right plan and some organization, this important life change can turn into an exciting adventure. It's more than just moving your stuff; it's about starting a new beginning.

In this guide we'll share five key tips we've gained over years of moving experience to help you handle your move like a pro. These are expert tips meant to make your move smooth, efficient, and cost-effective, helping you avoid the common stress of moving.

Whether this is your first move or you've moved many times before, this guide offers practical advice to help you tackle your move with confidence. So, let's get started!



## #1. Clean: The Benefits of Pre-Move Purge

Start with a deep clean of your home a few weeks before the move. Tackle one room each day, decluttering and donating items you no longer need or use. Cleaning ahead not only lightens your moving load but also cuts down on packing materials and labor costs. It's a perfect opportunity to let go of the old and make room for the new!

## #2. Don't Overlook Arranging Parking for Your Movers

A crucial detail often overlooked is parking arrangements for your movers. Ensure you've secured a spot for the moving truck - whether that's in your driveway, street parking with a permit, or permission in a shared driveway. This planning will make the moving day less stressful and keep the process running smoothly.




## #3. Label Your Boxes: A Guide to Efficient Packing




When packing, labeling is essential. Indicate the destined room for each box in your new home, mark fragile items clearly, and label boxes needed immediately with "Load Last". Your movers will appreciate this effective communication, reducing the risk of mishandling and making unpacking a breeze.

## #4. Gather and Safeguard Your Essential Documents

Keep important documents like birth certificates and social security cards close to you on moving day, preferably in a personal bag or case. While a trustworthy moving company will always take measures to keep your items safe and secure, this caution ensures these crucial documents won't get lost in the chaos of moving day and will always be within reach when you need them.



## #5. The Magic of the "First Night" Box



Packing a "First Night" box can significantly ease your transition into your new home. This box should include essentials for your first night, like cleaning supplies, toiletries, bedding, and a first aid kit. With this box, you can comfortably settle into your new space without rummaging through numerous boxes looking for necessities.

## Remember...

And there we have it - five expert secrets to guide you through your moving experience. But remember, a successful move isn't just about the logistics and boxes, it's also about the approach you take. It's about seeing this process not as an overwhelming task, but as the start of a thrilling new journey. Each box packed is a step closer to your new beginning, each task checked off the list brings you nearer to your fresh start.

As you apply these strategies to your move, you'll find that you're not just surviving the process - you're mastering it. And as you master your move, remember to take moments to breathe, to envision your new beginning, and to celebrate each small victory along the way.

Here's to a successful move and the exciting new chapter that awaits you. Happy moving!

# THANK YOU

For more downloads and resources, visit us at:  
[www.OneTripMovingCompany.com](http://www.OneTripMovingCompany.com)